

# Content Management

# EcomStor + InterpriStor

Transferring data from widgetconfig.meebo.com...

## MENU OPTIONS

### CMS Addons

Joomla  
 Drupal  
 PHP-Nuke  
 ocPortal  
 Xoops

### Wiki Addons

MediaWiki

### E-Cards Addons

WebCards

### Video & Sound Podcasting

Shoutlet

### Articles

Topics/Articles  
 Authors  
 Article Reviews  
 Cross-Sell Articles  
 Configuration

### Blogs Addons

WordPress  
 b2evolution

### Image Addons

Coppermine  
 Gallery

<b>ing</b>	<b>Marketing</b>	<b>Content</b>	<b>SEO</b>	<b>CRM</b>	<b>Da</b>
<b>CMS Addons</b>		<b>Articles</b>			
Joomla		Topics/Articles			
Drupal		Authors			
PHP-Nuke		Article Reviews			
ocPortal		Cross-Sell Articles			
Xoops		Configuration			
<b>Wiki Addons</b>		<b>Blogs Addons</b>			
MediaWiki		WordPress			
<b>E-Cards Addons</b>		b2evolution			
WebCards		<b>Image Addons</b>			
<b>Video &amp; Sound Podcasting</b>		Coppermine			
Shoutlet		Gallery			

## 7.1. CMS Addons

Under CMS Addons label you will get Joomla, Drupal, PHP-Nuke and PostNuke as shown below in two ways.

### CMS Addons | Joomla

Joomla is one of the most powerful Open Source Content Management Systems on the planet. It is used all over the world for everything from simple websites to complex corporate applications. Joomla! is easy to install, simple to manage, and reliable.

The Joomla! Community is pleased to announce the immediate availability of Joomla! 1.5.4 [Naiki]. This is a normal maintenance release which includes a few low to moderate security issues, many bug fixes, and several very nice improvements. It has been a little over ten weeks since Joomla! 1.5.3 was released on April 24, 2008. The Development Working Group's goal is to continue to provide regular, frequent updates to the Joomla! Community containing the latest bug fixes and minor enhancements.

At first glance, you will appreciate user interface improvements. The Joomla! 1.5 Administrator is more refined and the main menu simplified. The global configuration was substantially reworked for simpler presentation and greater control. An important improvement for our international community is having Joomla's entire Administrator available in one's own language using language packs made available at [joomla.org](http://joomla.org).

Advantages:  
Flexible

# EcomStor + InterpriStor

Simple  
Elegant  
Customizable  
Powerful

## Extras:

Major Cache overhaul, including unit testing for quality assurance

Router issues related to extending the router

Menu ordering issues when nested menus were used

Several Search component fixes, including the removal of HTML tags as possible search results

Menu permissions issues

Unpublished menu item issues, including fatal errors and allowing an unpublished menu item to be selected as default

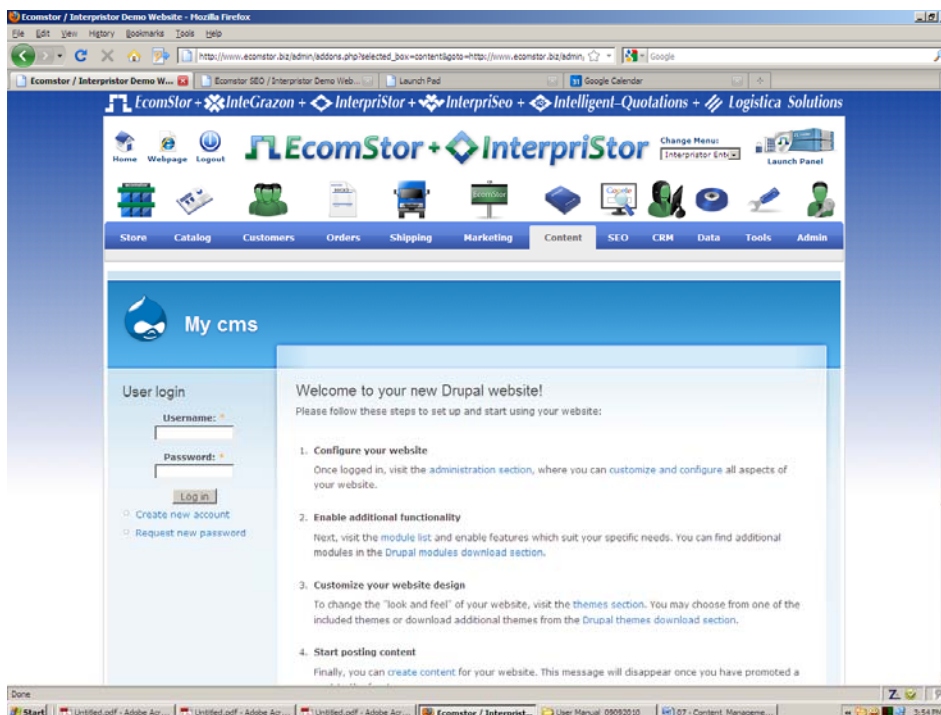
Banners can handle Flash items

Polls and Latest and Most Popular articles listed in the Administrator now support GMT dates

Page titles now follow more consistent rules

Several OpenID improvements

## CMS Addons | Drupal





Drupal.org is the official website of Drupal, an open source content management platform. Equipped with a powerful blend of features, Drupal supports a variety of websites ranging from personal web logs to large community-driven websites.

Drupal is a free software package that allows an individual or a community of users to easily publish, manage and organize a wide variety of content on a website. Tens of thousands of people and organizations are using Drupal to power scores of different web sites, including

- Community web portals
- Discussion sites
- Corporate web sites
- Intranet applications
- Personal web sites or blogs
- Aficionado sites
- E-commerce applications
- Resource directories
- Social Networking sites

Drupal is ready to go from the moment you downloading it. It even has an easy-to-use web installer! The built-in functionality, combined with dozens of freely available add-on modules, will enable features such as:

- Content Management Systems
- Blogs
- Collaborative authoring environments
- Forums
- Peer-to-peer networking
- Newsletters
- Podcasting
- Picture galleries
- File uploads and downloads

Drupal is open-source software distributed under the GPL ("GNU General Public License") and is maintained and developed by a community of thousands of users and developers. If you like what Drupal promises for you, please work with us to expand and refine Drupal to suit your specific needs.

Features:

- Collaborative Book
- Friendly URLs
- Modules
- Online help
- Open source
- Personalization
- Role based permission system Searching



PHP-Nuke is a web-based automated news publishing and content management system (a "nuke") based on PHP and MySQL. The system is fully controlled using a web-based user interface. PHP-Nuke was originally a fork of the That ware news portal system.

The system is released as free software under the GNU General Public License. Until version 7.5, the latest version of the software was freely downloadable from the PHP-Nuke website; version 7.5 is the first version for which a US\$10 download charge is made. This is permitted under the GNU GPL (providing the source code is included), but the purchaser of the software has the right to freely distribute the source code of the product. This charge only applies to the latest version of PHP-Nuke; previous versions are available free of charge. Version 8.1 is being distributed for US\$12 as the PHP-Nuke site is no longer owned by Francisco Burzi, the original developer of the engine.

### Main Features:

The main objective of PHP-Nuke is to help support an automated web site for circulating news and articles among the users.

The software is written 100% in PHP and requires a web server which supports the PHP extension such as the Apache HTTP Server and an SQL database such as MySQL, ODBC, Sybase or InterBase. It makes fully controlled content management system using a web-based user interface.

PHP-Nuke is created to support a dynamic Content Management System and a sum total of several instruments that are used to create an information portal.



The PHP- Nuke system started its career as a fork of the that-ware news portal system. After it emerged as full scale software, until version 7.5, it used to be released as free software under the GNU General Public License and could be freely downloaded from the PHP-Nuke website.

For the latest versions of PHP- Nuke, you have to shell out a download charge, but GNU GPL gives the right to the purchaser of the product to o freely distribute the source code of the product.

## CMS Addons | PostNuke

The PostNuke Application Framework provides a high performance, secure and feature complete framework which both website administrators and web developers can use to great effect in creating unique and attractive websites. PostNuke can be used as a CMS, adapted to blogging, ecommerce or community websites, or for more abstract tasks. It is easily adaptable, extensible and can handle situations in which performance and security are paramount. In this way, PostNuke is a reliable and robust choice for any website administrator.

The most recent version of PostNuke is 0.8 RC1, which represents a feature complete 0.8 version. Once the release candidates have undergone full testing and any remaining bugs are fixed a full release will be made available. This release will be suitable for live websites; however in the meantime RC1 is suitable for testing and development work.

The 0.8 release is more polished and up to date than ever before. With the new libraries for developers, new features should be faster and simpler to develop, reducing deployment costs. PostNuke 0.8 can be adapted to almost any need, from blogs to community websites and new third party modules are being developed all the time, constantly improving what PostNuke has to offer.

Additionally PostNuke 0.8 has a focus on the latest standards: XHTML compliance, Section 508 and Accessibility, and further enhancements have been made to security, performance and usability.

With all core modules now template, PostNuke 0.8 is designed to be cached, providing a huge performance boost over dynamically generating every page. Furthermore, with the tinplating system applied to all core modules designers will find it easier than ever to create a unique look to their websites. Gone are the days of standard 3 column layouts - PostNuke 0.8 includes new themes which are CSS, and not table, based. The new Xanthia theme engine is easier to use and performs better than ever before, while including an upgrade feature making it easy to import Xanthia themes from previous PostNuke versions.

### Features:

- Modular Structure
- Customized Functionality through Third-Party Modules
- Advanced User Group Permissions System
- Multi-language Support (About 36 Language Packs Available)
- Embedded WYSIWYG HTML Editor Activated
- Site Search
- Advanced API (Application Programming Interface)
- Focused on High Level of Security
- Easy-to-Use Guided Browser Based Installation and more

## CMS Addons | ocPortal

# EcomStor + InterpriStor

ocPortal is website software which drives dynamic and interactive sites; use the quick installer to install ocPortal in minutes, and then after running the simple setup wizard you have a powerful website ready for use! By providing a wide-range of flexible general-purpose features for you to mix as you need, ocPortal enables you to build a highly personalised site (not just another cloned blog, forum, or portal) for far far less than you'd pay a web design company.

ocPortal has full customisability on every level for all its features, yet is designed to be extremely ease to get going and use (1), so you can get your site going on your own. Our customers are free to spend their money on more important things for their site than web development fees, and our documentation is extensive – we've written many guides to help you in your use of ocPortal, and they're available to everyone.

## Major Features:

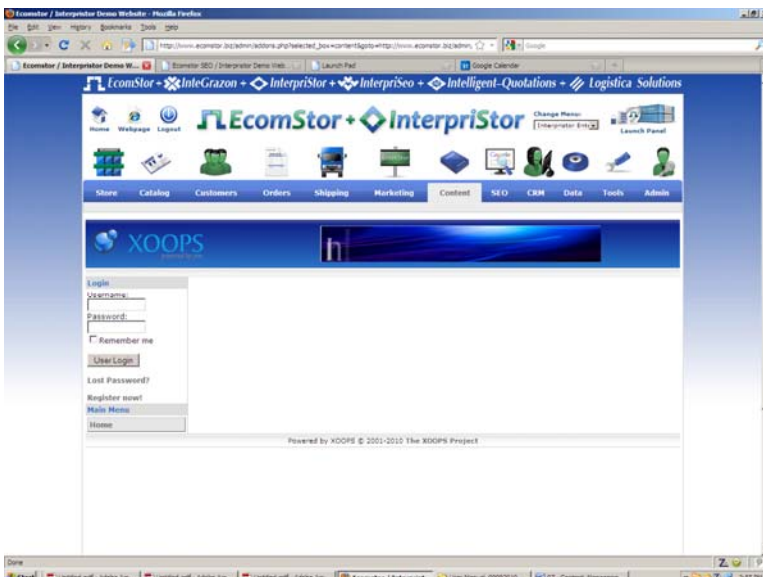
- Point system for rewarding members
- Complete themeability to make your site unique
- Quick and painless installation
- Video/Image galleries to show off your work
- Blog to the world from your website's heart

## Support:

ocPortal has an absolutely huge amount of documentation, covering just about anything you might want to know, not just about using ocPortal, but about running a website in general. Almost 100 tutorials will guide you through everything from installation, to using ocPortal's features and extending them, to handling social conflict in an online community.

We also integrate help right into ocPortal, so you usually won't even need to look for documentation. You'll see inline help almost everywhere except the public area of your website, and also links to our server to view the full tutorials.

## CMS Addons | XOOPS





XOOPS is a program that allows administrators to easily create dynamic websites with great content and many outstanding features. It is an ideal tool for developing small to large dynamic community websites, intra company portals, corporate portals, weblogs and much more. It can be installed on an Internet host with a PHP-capable web server (e.g., Apache) and a database (e.g., MySQL).

XOOPS is released under the terms of the GNU General Public License (GPL) and is free to use and modify. It is free to redistribute as long as you abide by the distribution terms of the GPL.

XOOPS is an acronym of eXtensible Object Oriented Portal System. Though started as a portal system, XOOPS is in fact striving steadily on the track of Content Management System. It can serve as a web framework for use by small, medium and large sites.

A lite XOOPS can be used as a personal weblog or journal. For this purpose, you can do a standard install, and use its News module only. For a medium site, you can use modules like News, Forum, Download, Web Links etc to form a community to interact with your members and visitors. For a large site as an enterprise one, you can develop your own modules such as eShop, and use XOOP's uniform user management system to seamlessly integrate your modules with the whole system.

#### Features of XOOPS

##### Database-driven

XOOPS uses a relational database (currently MySQL) to store data required for running a web-based content management system.

##### Fully Modularized

Modules can be installed/uninstalled/activated/deactivated with a click using the XOOPS module administration system.

##### Personalization

Registered users can edit their profiles, select site themes; upload custom avatars, and much more!

##### User Management

The ability to search for users by various criteria, send email and private messages to users through a template-based messaging system.

##### Multi-byte Language Support

Fully supports multi-byte languages, including Japanese, Simplified and Traditional Chinese, Korean, etc.

##### Supported World-wide

XOOPS was created and is maintained by a team of several hard-working volunteers working from all over the world.

##### ersatile Group Permissions System

Powerful and user-friendly permissions system which enables administrators to set permissions by group.

Theme-based skinnable interface

XOOPS is driven by a powerful theme system. Both admins and users can change the look of the entire web site with just a click of a mouse.

## 7.2. Articles

Under Articles label you will find five items those are Topics/Articles, Configuration, Authors, Article Reviews and Cross-Sell Articles etc.

### Articles | Topics/Articles

If you click on [Topics/Articles](#) item you will get a pane as shown below

The screenshot shows a web interface for managing 'Topics / Articles'. At the top, there is a search bar and a 'Go To: Top' dropdown. Below this is a table with columns for 'Topics / Articles', 'Status', and 'Action'. The table contains one entry: 'Our Product Literature'. To the right of this entry are buttons for 'edit', 'delete', and 'move'. Below the table, there are statistics: 'Topics: 1' and 'Articles: 0'. At the bottom right, there are buttons for 'new topic' and 'new article'. On the far right, there is a sidebar with 'Date Added: 03/19/2007', 'Last Modified: 03/19/2007', 'Subtopics: 0', and 'Articles: 5'.

From here you can write a new topic or article. You can edit, delete or move any selected article or topic from here.

If you click on edit you will get a form as shown below

#### Edit Topic

Sort Order:

The screenshot shows the 'Edit Topic' form. At the top left, there is a language selector showing 'English'. Below this are three input fields: 'Topic Name:', 'Topic Heading Title:', and 'Topic Description:'. Each field has a small US flag icon and a text box containing 'Our Product Literature'. Below the 'Topic Description:' field is a rich text editor with a toolbar and a text area containing 'Our Product Literature'. At the bottom right of the form are 'preview' and 'cancel' buttons.

If you click on 'move' button you will get a window as shown below

## Topics / Articles

Search:   
Go To:

Topics / Articles	Status	Action	Move Topic
<b>Our Product Literature</b>			Please select which topic you wish <b>Our Product Literature</b> to reside in
Topics: 1 Articles: 0		<input type="button" value="new topic"/> <input type="button" value="new article"/>	Move <b>Our Product Literature</b> to: <input type="text" value="Top"/> <input type="button" value="move"/> <input type="button" value="cancel"/>

From here you can move your item or topic by choosing item from the combo box.

## Articles | Configuration

If you click on 'Configuration' item you will get a window as shown below

Articles Configuration			
Title	Value	Action	Display All Articles Link
<b>ARTICLES</b>			
Display All Articles Link	false	<input type="button" value="edit"/>	
Display New Articles Link	false	<input type="button" value="edit"/>	<input type="button" value="edit"/>
Enable Article Reviews	true	<input type="button" value="edit"/>	<input type="button" value="edit"/>
Enable Tell a Friend About Article	true	<input type="button" value="edit"/>	<input type="button" value="edit"/>
Number of Days Display New Articles	360	<input type="button" value="edit"/>	<input type="button" value="edit"/>
Maximum New Articles Per Page	10	<input type="button" value="edit"/>	<input type="button" value="edit"/>
Maximum Articles Per Page	10	<input type="button" value="edit"/>	<input type="button" value="edit"/>
Maximum Display Upcoming Articles	5	<input type="button" value="edit"/>	<input type="button" value="edit"/>
Maximum Number Cross-Sell Products	10	<input type="button" value="edit"/>	<input type="button" value="edit"/>
Minimum Number Cross-Sell Products	1	<input type="button" value="edit"/>	<input type="button" value="edit"/>
Show Article Counts	true	<input type="button" value="edit"/>	<input type="button" value="edit"/>
<b>AUTHORS</b>			
Authors List Style	1	<input type="button" value="edit"/>	<input type="button" value="edit"/>
Authors Select Box Size	1	<input type="button" value="edit"/>	<input type="button" value="edit"/>
Display Author in Article Listing	true	<input type="button" value="edit"/>	<input type="button" value="edit"/>
Maximum Length of Author Name	31	<input type="button" value="edit"/>	<input type="button" value="edit"/>
<b>TOPICS</b>			

If you click on 'edit' button you will get a pane as shown below

**Display All Articles Link**

Please make any necessary changes

**Display All Articles Link**  
Display a link to All Articles in the Articles box?

true  
 false

Here choose your option then click 'update' for sure.

## Articles | Authors

If you click on 'Authors' item you will get a window as shown below

## Authors

Authors	Action	Roto Industries Inc.
Roto Industries Inc.		<input type="button" value="edit"/> <input type="button" value="delete"/>
Roto Industries Inc.		<input type="button" value="preview"/>
Displaying 1 to 2 (of 2 authors)		
	Page 1 of 1	
	<input type="button" value="insert"/>	Date Added: 04/03/2006 Last Modified: 03/20/2007
		Articles: 5


From here you can 'edit', 'delete', 'insert' and you can get preview also.


If you click on 'edit' you will get a window as shown below

### Edit Author

Please make any necessary changes.

Authors Name:

Authors Description: 

Authors URL: 


Enter your desire data here then click on 'save' for sure.

If you click on 'insert' button you will get a window as shown below

## New Author

Please fill out the following information for the new author

Authors Name:

Authors Description: 

Authors URL: 

## Article Reviews

If you click on 'Article Reviews' you can view your article there.

## Articles | Cross-Sell Articles

If you click on '[Cross-Sell Articles](#)' you can get a window as shown below

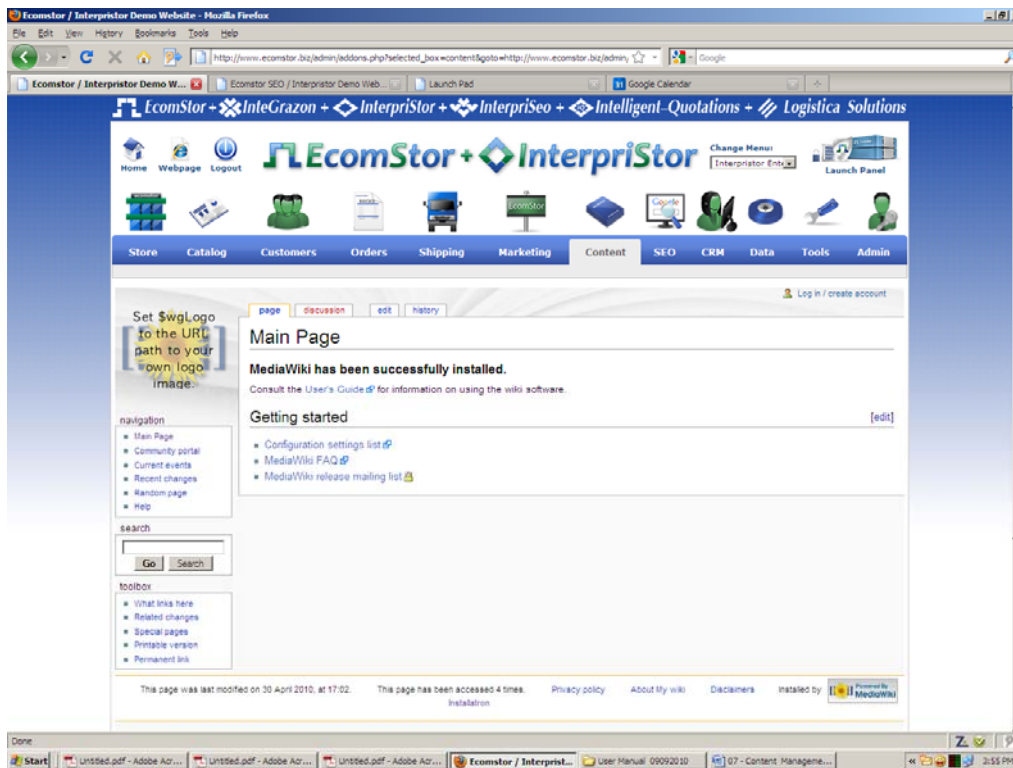
### Cross-Sell Articles to Products

ID	Article Name	Associated Products	Cross-Sell Actions	
3	01 - Literature Downloads	<ol style="list-style-type: none"> <li>1. Configure - Hauler 65 Gallon Cart</li> <li>2. Configure - Hauler 96 Gallon Cart</li> <li>3. Configure - Progressive Litter Receptacle - 40 Gallon Standard</li> <li>4. Configure - Progressive Litter Receptacle - 58 Gallon Standard</li> <li>5. Mobile Plastic Gaylord Pallet Container</li> <li>6. Plastic Gaylord Pallet Container</li> </ol>	Add/Remove	Sort
4	02 - Video Downloads	<ol style="list-style-type: none"> <li>1. Configure - Hauler 65 Gallon Cart</li> <li>2. Configure - Hauler 96 Gallon Cart</li> <li>3. Configure - Progressive Litter Receptacle - 40 Gallon Standard</li> <li>4. Configure - Progressive Litter Receptacle - 58 Gallon Standard</li> <li>5. Mobile Plastic Gaylord Pallet Container</li> <li>6. Plastic Gaylord Pallet Container</li> </ol>	Add/Remove	Sort
5	03 - Hauler Series - 35, 65 and 96 Gallon Carts	<ol style="list-style-type: none"> <li>1. Configure - Hauler 65 Gallon Cart</li> <li>2. Configure - Hauler 96 Gallon Cart</li> </ol>	Add/Remove	Sort
6	04 - Progressive Litter Receptacles - 40 & 58 Gallon Containers	<ol style="list-style-type: none"> <li>1. Configure - Progressive Litter Receptacle - 40 Gallon Standard</li> <li>2. Configure - Progressive Litter Receptacle - 58 Gallon Standard</li> </ol>	Add/Remove	Sort
7	05 - Gaylord Pallet 296 Gallon Containers	<ol style="list-style-type: none"> <li>1. Mobile Plastic Gaylord Pallet Container</li> <li>2. Plastic Gaylord Pallet Container</li> </ol>	Add/Remove	Sort

From here you can add/remove or sort by clicking [Add/Remove](#) | [Sort](#) .

## 7.4. Wiki Addons

### Wiki Addons | MediaWiki



MediaWiki is a totally free software solution originally created for Wikipedia and is used by all projects of the Wikimedia Foundation and many others as a content management system. Some of them make it of use in operating websites with thick traffic.

Though it is in the PHP language, it can accommodate both the MySQL and PostgreSQL. MediaWiki is an open source software solution.

The present software was originally developed for Wikipedia at the University of Cologne with a small wiki tool. It later switched to PHP-based software and then to scalable MySQL database backend to offer better functionality.

Previously, it was known in different names at different stages of creation—"the PHP script", "phase II", "phase III", "the new codebase"—without any brand name. Soon after the take over by the Wikimedia Foundation in 2003, "MediaWiki", the name was introduced. Today, "MediaWiki" is a confident brand, and produces millions of results with a Google search.

### Main features

MediaWiki offers quality features and a viable system to accommodate extensions to provide extra activities.



Wikimedia projects, both international and local have attracted significant attention by developers due to its multilingual capabilities. The translation into more than 100 languages can be further customized by site administrators.

Wikipedia is one of the largest websites and hence attaining scalability through multiple layers of caching and database replication turns out to be a matter for anxiety for developers. Wikipedia and other Wikimedia projects contribute to the requirements for MediaWiki.

MediaWiki has effected certain logical change for the purpose of creating an encyclopedia having accurate titles. Editing long pages of Wikipedia articles has been made easier by allowing the editing of a subsection of a page of Mediawiki.

## 7.5. Blogs Addons

### Blogs Addons | WordPress

WordPress started in 2003 with a single bit of code to enhance the typography of everyday writing and with fewer users than you can count on your fingers and toes. Since then it has grown to be the largest self-hosted blogging tool in the world, used on hundreds of thousands of sites and seen by tens of millions of people every day.

Everything you see here, from the documentation to the code itself, was created by and for the community. WordPress is an Open Source project, which means there are hundreds of people all over the world working on it. (More than most commercial platforms.) It also means you are free to use it for anything from your cat's home page to a Fortune 5 web site without paying anyone a license fee.

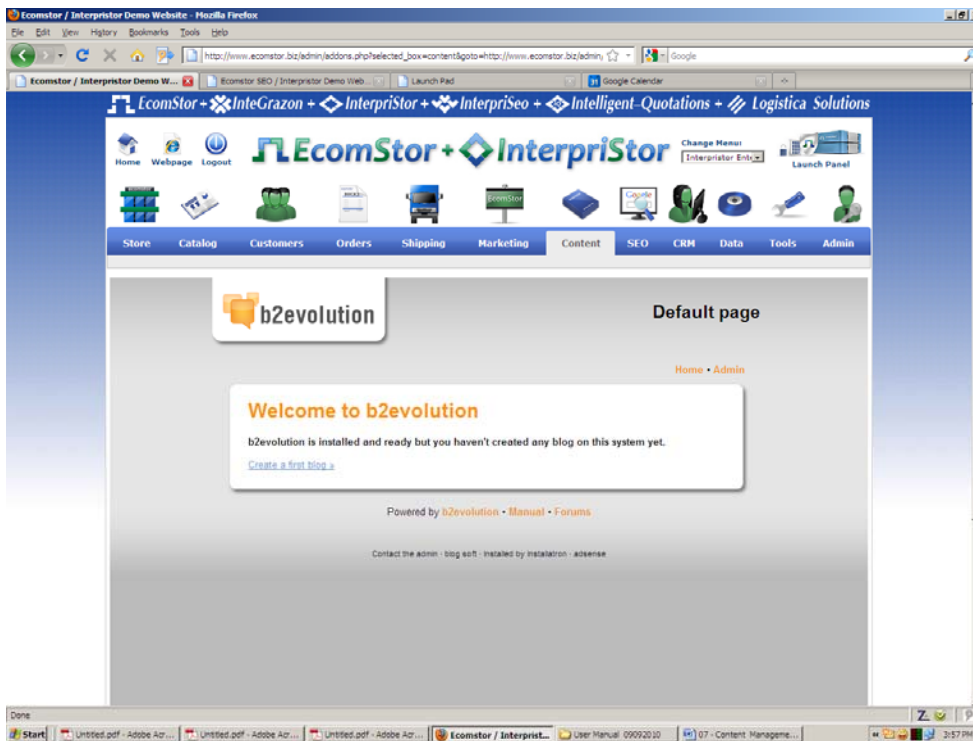
Version 2.5.1 of WordPress is now available. It includes a number of bug fixes, performance enhancements, and one very important security fix. We recommend everyone update immediately, particularly if your blog has open registration.

Here are some highlights:

- Performance improvements for the Dashboard, Write Post, and Edit Comments pages.
- Better performance for those who have many categories
- Media Uploader fixes
- An upgrade to TinyMCE 3.0.7
- Widget Administration fixes
- Various usability improvements
- Layout fixes for IE

#### User Features

- Cleaner, faster, less cluttered dashboard
- Dashboard Widgets
- Multi-file upload with progress bar
- Bonus: EXIF extraction
- Search posts and pages
- Tag management
- Password strength meter
- Concurrent editing protection



Today, Blogs have become an important medium to express your ideas and thinking and receive views and comments from others on the same. The growing popularity of blogging is seen with the increase in the number of bloggers everyday. Earlier you had to depend upon somebody else to see your blog appear in a site. These days, you are at liberty to choose your host to get your blogs hosted at any of them. Self hosted blogs offers you several benefits and bundle of extra tools and better control which is absent in specific company hosted blogs and that is why opting for self hosted one is advantageous.

Available options for self hosted blogs:

Wordpress and B2evolution are two most important members in the list of self hosted blogs. Wordpress is well recorded and supported by a large community of developers making plug-ins creation as well as installation quite easy. Wordpress has several stylish skins in its store. Due to the simplicity and easy use system of the blogging software B2evolution, it is appreciated and preferred by many bloggers.

Hosting:

Once decided for either Wordpress or B2evolution as your blog software, you are required to find a hosting company to get it hosted considering many factors.

Deciding factor for your choice of hosting company is to be either you opt for free hosting or shared paid hosting. In free hosting type you do not pay any spend any penny from pocket for getting your blog hosted but ads placed at top and bottom of the pages can be really annoying. Thus, it is advised to employ the services of paid shared hosts while you go for wordpress hosting or b2evolution hosting.

Host compatibility:

# EcomStor + InterpriStor

These days, many hosting companies are turning compatible for wordpress hosting or b2evolution hosting due to mass acceptance of the said two blogging platforms. You do not have to install your favorite blog engine; on the other hand, the installation will be activated with a single click or two. Therefore, it is wise look for hosting companies which have inbuilt wordpress hosting or b2evolution hosting option available with them. It allows for a general user to take the benefits of this blogging software without getting into technical varieties.

Choice of the host:

Looking for the best host is a task, which needs comparative study of different hosting deals. There are forums present wherein you can do your study regarding specifications like bandwidth, disk space etc. Thus, such site at which comparison is given often comes useful when you decide to get your blog hosted at one of such companies. You are able to ask for user reviews about the services of such companies. Most of the companies claim supremacy over one another. Only a few are really prime quality hosts. In case your blog is quite large with a large number of hits, you should go for dedicated servers. A comprehensive knowledge about the services of the company is a must before opting for wordpress hosting or b2evolution company engagement. The deciding factors are uptime and customer satisfaction as a whole.

Conclusion:

The B2Evolution is a type of software that turns the blogging easier for you in a simple manner. It can be termed as a multi-lingual, multi-user, and multi-blog posting system, written in PHP language and supported by a MySQL database and can be downloaded totally cost free.

B2Evolution, with its comprehensive features can support all kinds of bloggers irrespective of category of bloggers. B2 Evolution comes with all these features to meet with advanced blogging requirements.

## 7.7.Video & Sound Podcasting

### Video & Sound Podcasting | Shoutlet



The screenshot displays a web browser window showing the EcomStor + InterpriStor website. The main content area features the Shoutlet logo and the tagline "the leading social media marketing platform". Below this, there is a large blue banner with the text "Manage Your Social Media Marketing Communication In One Platform" and a central graphic of a person surrounded by social media icons. To the right of the banner, there is a "REQUEST A CUSTOM DEMO" button and a "SIGN UP FOR OUR NEWSLETTER" form with fields for first name, last name, and email address. The website has a navigation menu at the top with categories like Store, Catalog, Customers, Orders, Shipping, Marketing, Content, SEO, CRM, Data, Tools, and Admin. The bottom of the page includes a "SOME OF OUR CLIENTS" section and social media links for Facebook, Twitter, and LinkedIn.



Since 2004, Sway, Inc. has provided its clients with creative solutions in social media marketing. Sway professionals have executed innovative strategies that allowed companies to reach their online goals, including successful campaigns for leading brands such as Miller, Remington, eBay, and more.

Before Shoutlet, Sway initiated social media marketing campaigns with podcasting, RSS feeds, video syndication, and other Web 2.0 formats using multiple tools, many of which were developed in-house. We knew there was a better, more streamlined way to harness the power of social media and distribute engaging marketing messages.

The concept for Shoutlet was born. The first sketches of the program were created by CEO Jason Weaver, who spontaneously jotted them down with his son's crayons. Two years later, Sway officially launched Shoutlet at the DEMOfall07 conference in San Diego.

Today companies use this comprehensive Web 2.0 marketing tool to distribute their own messages through email, RSS, podcasting, video, and SMS. Sway, Inc. continues to provide the expert consulting, research, and campaign management services we always have, but now we utilize the capabilities of Shoutlet to execute these campaigns—and help fellow companies take advantage of the incredible possibilities of social media marketing themselves.

We offer a variety of campaign management services that assist you in successfully executing social media marketing campaigns with Shoutlet.

Our research services uncover the online behaviors of your audience, ensuring your social media marketing efforts are effective.

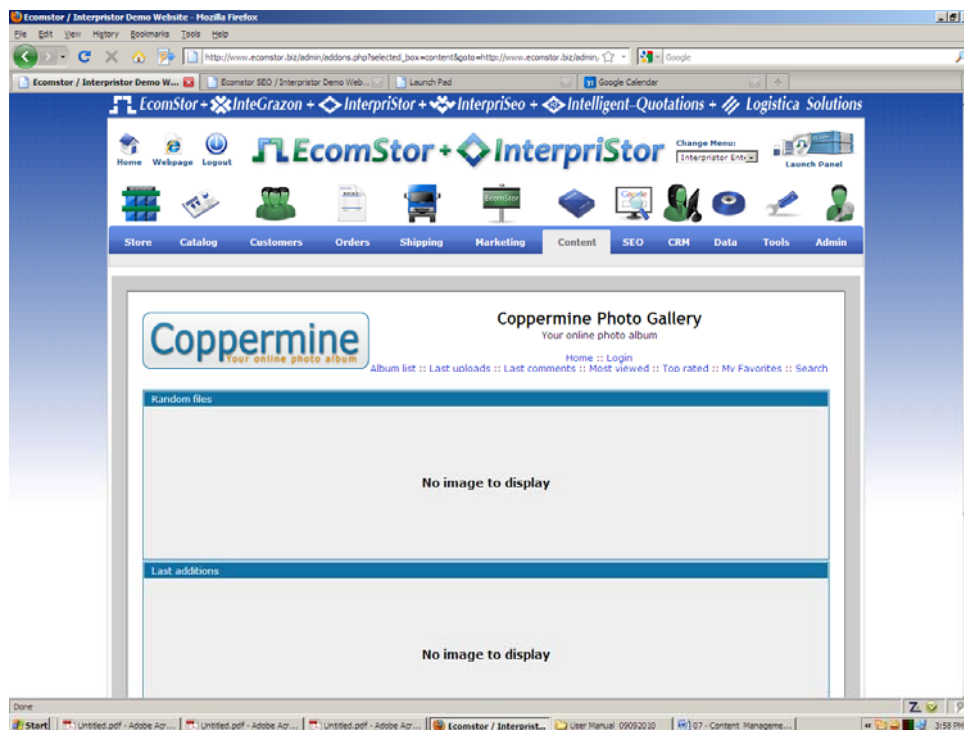
Still new to Web 2.0 and social media? Our Social Media Learning Center covers both the fundamentals and trends in the industry.

## Feature

One of the leading benefits of Shoutlet is its impressive array of features. The features give your company an all-in-one tool to create, distribute, and track social media marketing campaigns. Streamlined, user-friendly, and cost-effective, Shoutlet provides you with the options you need to successfully launch an online marketing campaign.

## Image Processing

### Image Processing - Coppermine



### Image Addons | Coppermine

Coppermine Photo Gallery is an advanced, user-friendly, picture gallery script with built-in support for other multi-media/data files. The gallery can be private, accessible to registered users only, and/or open to all visitors to your site. Users, if permitted, can upload pictures with their web browser (thumbnail and intermediate sized images are created on the fly), rate pictures, add comments and even send e-cards. The site administrator determines which of the features listed above are accessible by registered and non-registered users. The site administrator can also manage galleries and batch process large numbers of pictures that have been uploaded onto the server by FTP.

Image files are stored in albums and albums can be grouped into categories, which in turn, can be further grouped under parent categories. The script supports multiple users and provides the administrator of the website with tools to manage which user groups can or cannot have personal albums, send ecards, or add comments. Users may also upload to public albums if the website administrator permits it. Permissions to create albums, upload and delete files are all determined by the website administrator.

Coppermine has an optional user selectable theme system with a number of themes pre-installed. It also supports the use of multiple languages and contains it's own language library. These language files provide users of your gallery, access in their preferred languages. Coppermine uses PHP, a MySQL database, and either the GD library (version 1.x or 2.x) or ImageMagick to generate and keep records and file information of all thumbnails, intermediate, and full-sized images. Coppermine generates the html code necessary to display its various categories, sub-categories, albums, intermediate, and full-sized image displays

# EcomStor + InterpriStor

dynamically. This drastically cuts down on the number of files and space your gallery would require using standard HTML. The install script (install.php) makes it quick and easy to get started.

## Features:

- arrangement of pictures in categories and albums;
- picture information stored in database;
- users can upload pictures with web interface of ftp (and admin can batch-add to database);
- full multimedia support
- creation of thumbnails and intermediate size pics;
- search feature;
- last added;
- random picture;
- user management (private galleries, groups);
- integration of user management with various bbs (like phpBB, YaBB SE, SMF, Invisionboard, vbulletin);
- caption, title, description and user defined fields for each picture (searchable);
- easy install (installer provided);
- multi-lingual: Arabian, Brazilian Portuguese, Bulgarian, Catalan, Chinese (both Big-5 and GB), Croatian, Czech, Danish, Dutch, English, Estonian, Finnish, French, German (both "Du" and "Sie"), Greek, Hebrew, Hungarian, Indonesian, Italian, Japanese, Latvian, Malay, Norwegian, Polish, Romanian (both with and without diacritics), Russian, Slovenian, Spanish, Swedish, Uighur, Vietnamese; if your language is not on the list, you can easily create a translation for your own language;

## Image Processing - Gallery 2

